

Signify Classified - Internal
Cooper Lighting Solutions Photometric Lab
1121 Highway 74 South
Peachtree City, GA 30269



Scaled data based on original data using
LM-79-08 Approved Method: Electrical and Photometric Measurements of Solid-
State Lighting Products

Test Report Prepared for
Cooper Lighting Solutions
(formerly Eaton)

Brand: McGRAW-EDISON

Report Number: P437431

Luminaire Tested: **ISS-SA1C-830-U-T3-HSS**

Issue Date: 12/9/2020

Test Information

Test Method: LM-79-08
Report Number: P437431
TEST IS SCALED FROM IESNA LM-79-08 TEST DATA (G3-2011-074-9)
Test Lab: INNOVATION CENTER
Issue Date: 12/9/2020
Manufacturer: COOPER LIGHTING SOLUTIONS (FORMERLY EATON)
Product Line: McGRAW-EDISON
Catalog Number: ISS-SA1C-830-U-T3-HSS
Description: IMPACT ELITE LED QUARTER SPHERE LUMINAIRE
(1) 80 CRI, 3000K, 615mA LIGHTSQUARE WITH 16 LEDS AND TYPE III OPTICS
WITH HOUSE SIDE SHIELD
Light Source: -
Ballast/Driver: ELECTRONIC DRIVER

Summary

Lumens per Lamp: N/A
Luminaire Lumens: 2686 lumens
Efficiency: N/A
Efficacy: 78.5 lumens/watt
Luminous Opening: Rectangular (W 0.5' x L: 0.5' x H: 0')
IES Classification: Type III - Short
BUG Rating: B0 - U0 - G1

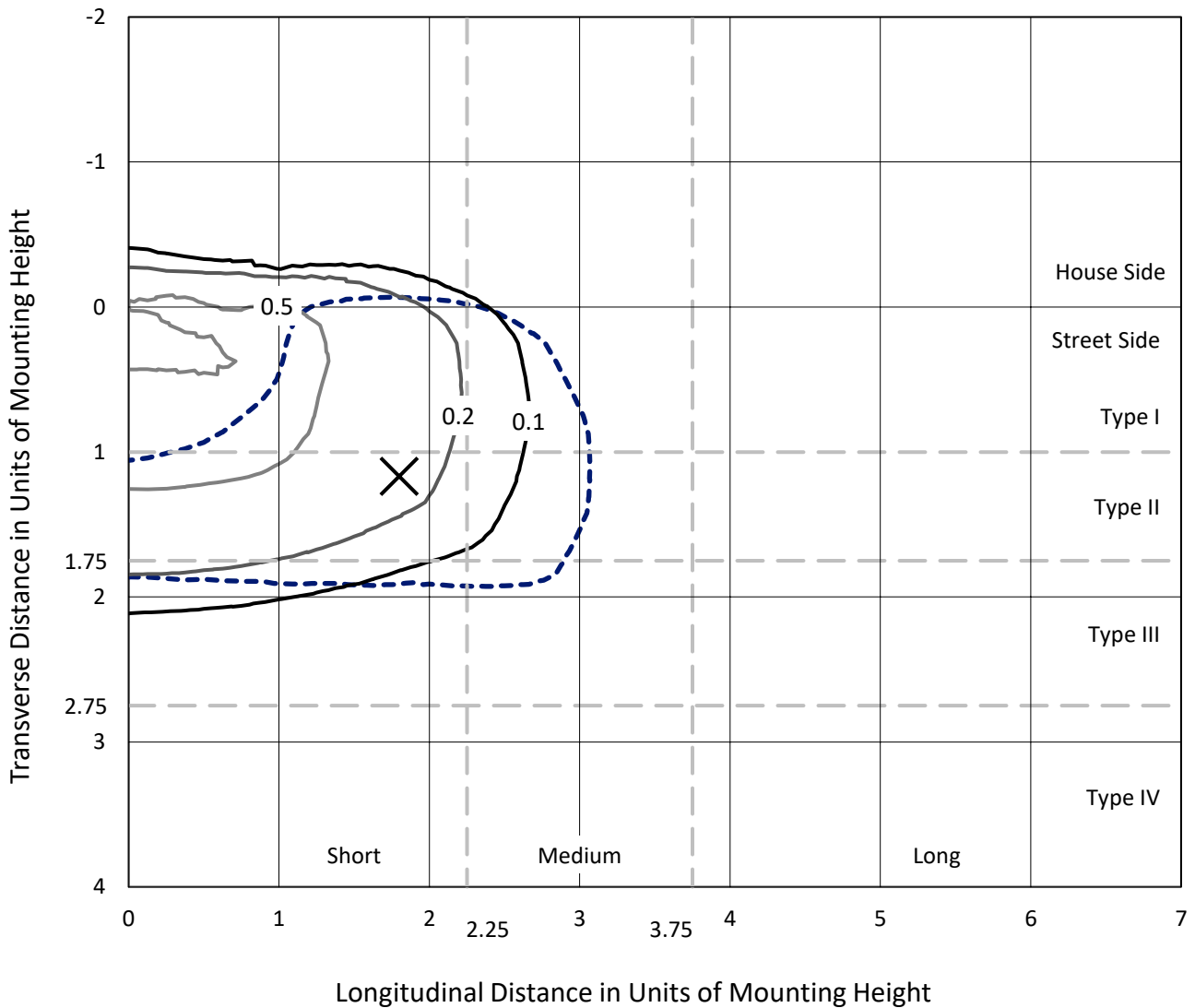
Input Watts (W): 34.2
Input Voltage (V): NR
Input Current (Ain): NR
Voltage Rise (V): NR
Power Factor: NR
Total Harmonic Distortion (THDi): NR
Frequency (hertz): 60
Stabilization Time: NR
Operation Time: NR
Ambient Temperature (°C): NR
Test Distance: 28.75 FT



REPORT NUMBER: P437431
 CATALOG NUMBER: ISS-SA1C-830-U-T3-HSS

Iso-Footcandle Lines of Horizontal Illumination

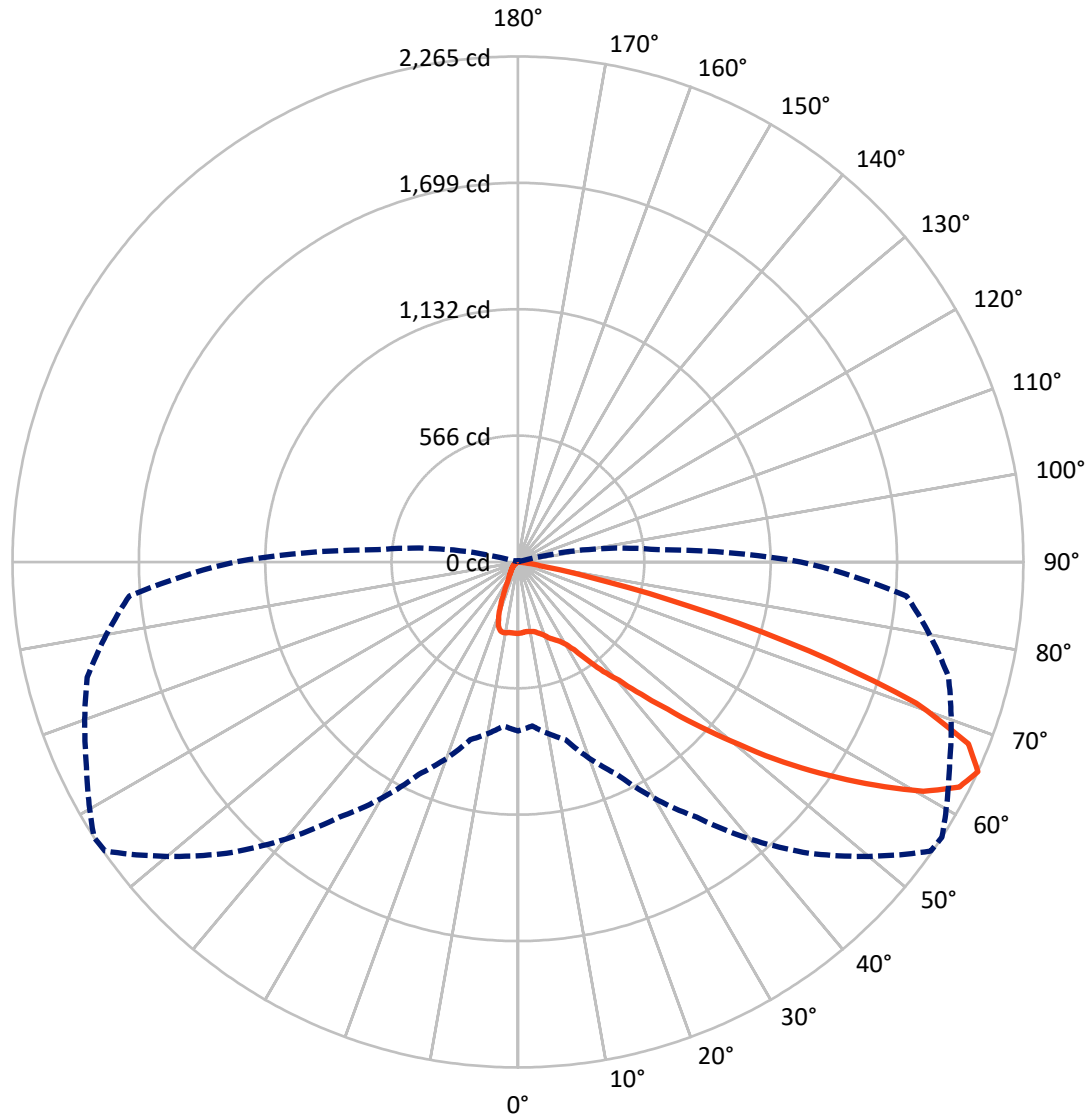
× Max cd
 - - - 1/2 Max cd



Based on 25 foot mounting height. Maximum calculated value = 0.7 fc
 Type III - Short - N/A

REPORT NUMBER: P437431
CATALOG NUMBER: ISS-SA1C-830-U-T3-HSS

Luminous Intensity Polar Plot



— Vertical Plane Through 57-Deg Lateral - - - Horizontal Cone Through 65-Deg Vertical

REPORT NUMBER: P437431
 CATALOG NUMBER: ISS-SA1C-830-U-T3-HSS

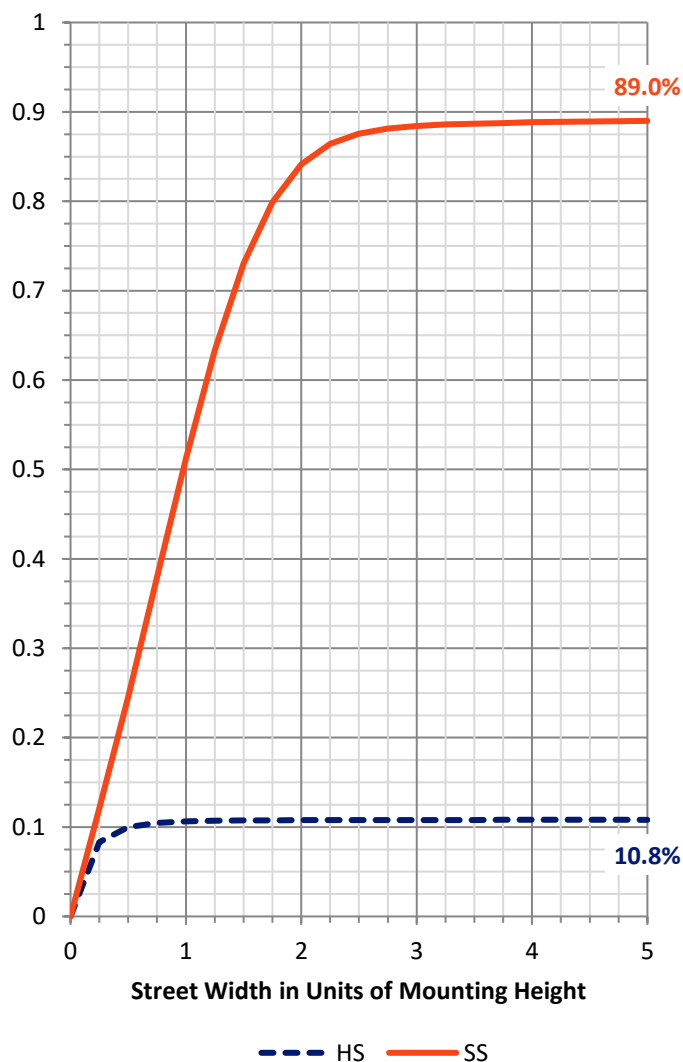
FLUX DISTRIBUTION:

		Downward	Upward	Total
House Side	Lumens	293.0	0.0	293.0
	% Fixture	10.9	0.0	10.9
Street Side	Lumens	2393.0	0.0	2393.0
	% Fixture	89.1	0.0	89.1
Total	Lumens	2686.0	0.0	2686.0
	% Fixture	100.0	0.0	100.0

ZONAL LUMENS:

Zone	Lumens	% Fixture
0°-10°	29.7	1.1
10°-20°	80.4	3.0
20°-30°	138.8	5.2
30°-40°	245.9	9.2
40°-50°	446.0	16.6
50°-60°	751.2	28.0
60°-70°	772.4	28.8
70°-80°	214.0	8.0
80°-90°	7.6	0.3
90°-100°	0.0	0.0
100°-110°	0.0	0.0
110°-120°	0.0	0.0
120°-130°	0.0	0.0
130°-140°	0.0	0.0
140°-150°	0.0	0.0
150°-160°	0.0	0.0
160°-170°	0.0	0.0
170°-180°	0.0	0.0
0°-90°	2686.0	100.0
0°-180°	2686.0	100.0

Coefficient of Utilization



REPORT NUMBER: P437431

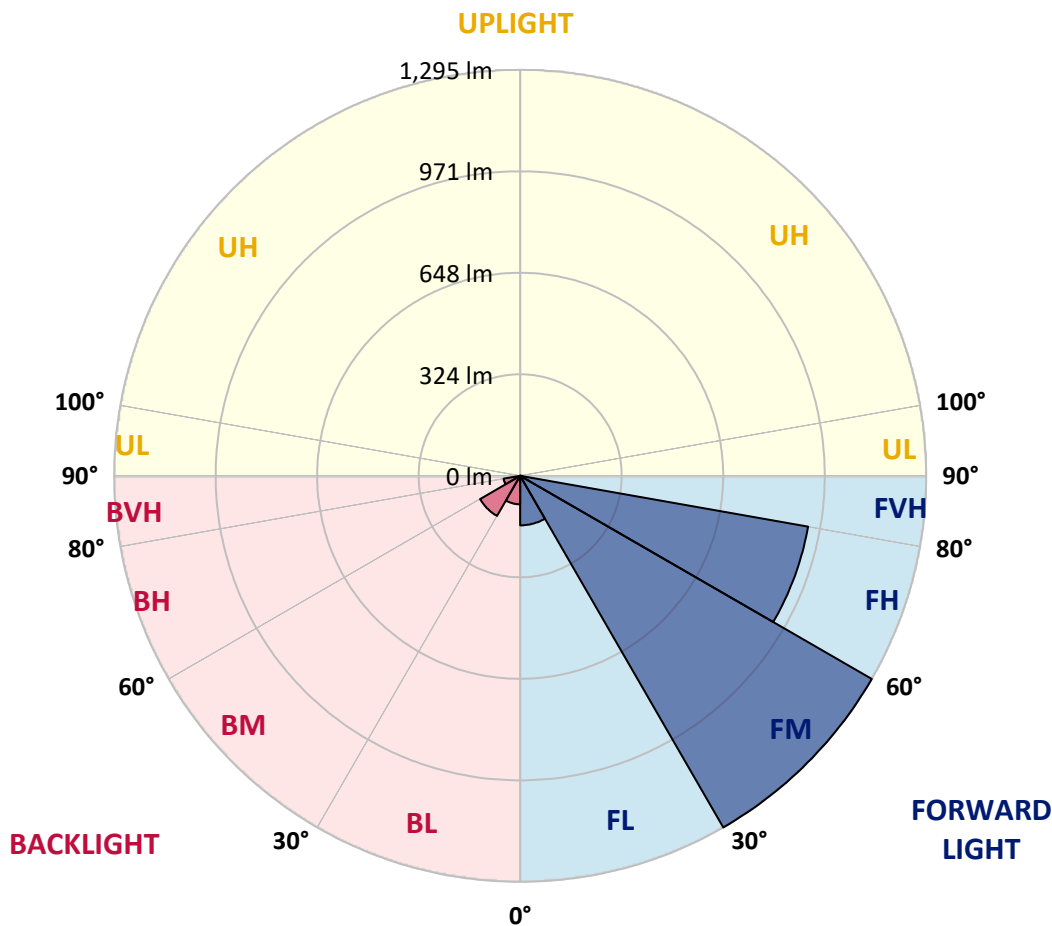
CATALOG NUMBER: ISS-SA1C-830-U-T3-HSS

LUMINAIRE CLASSIFICATION SYSTEM LUMEN TABLE AND BUG RATING:

Zone	Lumens	% Fixture	Zone Rating/Lumen Limit		
			B	U	G
FL (0°-30°)	157.9	5.9			
FM (30°-60°)	1295.3	48.2			
FH (60°-80°)	932.7	34.7			G1/1800
FVH (80°-90°)	7.0	0.3			G0/10
BL (0°-30°)	91.0	3.4	B0/110		
BM (30°-60°)	147.7	5.5	B0/220		
BH (60°-80°)	53.7	2.0	B0/110		G0/110
BVH (80°-90°)	0.6	0.0			G0/10
UL (90°-100°)	0.0	0.0		U0/0	
UH (100°-180°)	0.0	0.0		U0/0	

BUG Rating: B0-U0-G1

Type III Short





REPORT NUMBER: P437431
 CATALOG NUMBER: ISS-SA1C-830-U-T3-HSS

CANDELA DISTRIBUTION (FULL):

	0°	5°	15°	25°	35°	45°	55°	57°	65°	75°	85°
0°	319.6	319.6	319.6	319.6	319.6	319.6	319.6	319.6	319.6	319.6	319.6
2.5°	310.4	310.4	313.0	314.4	314.4	315.7	317.0	318.3	318.3	318.3	320.9
5°	294.7	293.4	296.0	298.6	302.6	307.8	311.7	314.4	318.3	322.2	323.5
7.5°	280.3	280.3	282.9	286.9	294.7	302.6	310.4	314.4	320.9	328.8	331.4
10°	276.4	275.1	279.0	282.9	290.8	299.9	311.7	317.0	326.1	336.6	340.6
12.5°	273.8	273.8	275.1	281.6	289.5	301.3	315.7	319.6	334.0	345.8	355.0
15°	272.4	272.4	275.1	280.3	289.5	302.6	322.2	328.8	345.8	362.8	370.7
17.5°	282.9	281.6	280.3	282.9	292.1	306.5	332.7	339.2	360.2	381.2	390.3
20°	314.4	313.0	309.1	299.9	299.9	317.0	345.8	353.7	381.2	402.1	407.4
22.5°	373.3	377.2	362.8	339.2	322.2	330.1	362.8	372.0	403.4	425.7	425.7
25°	458.4	453.2	440.1	400.8	366.7	351.0	377.2	386.4	424.4	450.6	445.3
27.5°	547.5	548.8	530.5	485.9	430.9	389.0	392.9	403.4	446.6	476.8	465.0
30°	618.2	613.0	603.8	567.2	506.9	449.3	423.1	429.6	471.5	505.6	495.1
32.5°	681.1	678.5	666.7	635.3	581.6	520.0	472.8	474.2	506.9	548.8	535.7
35°	737.4	740.0	734.8	699.4	651.0	593.3	539.6	543.6	568.5	611.7	585.5
37.5°	808.2	808.2	799.0	766.2	729.6	671.9	620.9	622.2	635.3	670.6	637.9
40°	869.7	872.3	871.0	846.1	810.8	758.4	696.8	696.8	700.8	742.7	725.6
42.5°	953.5	957.5	956.2	932.6	905.1	867.1	814.7	810.8	808.2	860.6	842.2
45°	1061.0	1070.1	1074.1	1045.2	1020.3	998.1	957.5	941.8	948.3	996.8	982.4
47.5°	1163.1	1173.6	1191.9	1177.5	1165.7	1165.7	1110.7	1108.1	1097.6	1154.0	1114.7
50°	1260.0	1261.4	1287.6	1309.8	1345.2	1338.6	1302.0	1286.2	1270.5	1308.5	1237.8
52.5°	1315.1	1330.8	1364.8	1429.0	1506.3	1537.7	1499.7	1490.6	1459.1	1453.9	1357.0
55°	1366.1	1366.1	1419.8	1531.2	1662.2	1729.0	1697.5	1687.0	1624.2	1605.8	1480.1
57.5°	1383.2	1377.9	1450.0	1591.4	1787.9	1904.5	1911.0	1887.5	1799.7	1743.4	1605.8
60°	1298.0	1288.9	1364.8	1552.1	1822.0	2031.5	2102.3	2086.5	1951.6	1877.0	1738.1
62.5°	1053.1	1064.9	1161.8	1364.8	1701.5	2018.4	2229.3	2220.1	2064.3	1967.3	1790.5
65°	757.1	737.4	823.9	1049.2	1396.3	1845.5	2258.1	2264.7	2133.7	1997.5	1747.3
67.5°	424.4	406.0	478.1	649.7	992.8	1514.2	2140.2	2176.9	2083.9	1922.8	1561.3
70°	162.4	172.9	222.7	320.9	585.5	1045.2	1841.6	1894.0	1827.2	1604.5	1163.1
72.5°	57.6	65.5	91.7	142.8	271.1	563.2	1287.6	1366.1	1346.5	1114.7	665.4
75°	34.1	35.4	47.2	69.4	119.2	220.0	727.0	792.4	761.0	551.4	275.1
77.5°	23.6	23.6	30.1	41.9	68.1	87.8	284.2	322.2	331.4	199.1	81.2
80°	14.4	15.7	21.0	27.5	39.3	40.6	87.8	103.5	96.9	70.7	28.8
82.5°	6.5	6.5	11.8	18.3	19.6	17.0	27.5	30.1	35.4	31.4	13.1
85°	0.0	0.0	3.9	6.5	5.2	3.9	9.2	9.2	11.8	14.4	6.5
87.5°	0.0	0.0	0.0	0.0	1.3	1.3	1.3	1.3	1.3	2.6	1.3
90°	0.0	0.0	0.0	0.0	0.0	0.0	0.0	0.0	0.0	0.0	0.0



REPORT NUMBER: P437431
 CATALOG NUMBER: ISS-SA1C-830-U-T3-HSS

CANDELA DISTRIBUTION (continued):

	90°	95°	105°	115°	125°	135°	145°	155°	165°	175°	180°
0°	319.6	319.6	319.6	319.6	319.6	319.6	319.6	319.6	319.6	319.6	319.6
2.5°	320.9	322.2	320.9	319.6	319.6	318.3	318.3	318.3	318.3	318.3	318.3
5°	323.5	324.8	323.5	320.9	318.3	315.7	313.0	313.0	313.0	313.0	315.7
7.5°	331.4	331.4	328.8	323.5	317.0	314.4	309.1	307.8	305.2	303.9	305.2
10°	343.2	343.2	337.9	330.1	319.6	309.1	299.9	286.9	279.0	273.8	272.4
12.5°	355.0	353.7	347.1	336.6	319.6	296.0	265.9	233.1	213.5	199.1	196.5
15°	370.7	369.4	358.9	340.6	311.7	262.0	203.0	158.5	134.9	124.4	123.1
17.5°	387.7	385.1	370.7	343.2	286.9	197.8	133.6	103.5	94.3	91.7	91.7
20°	406.0	402.1	379.8	339.2	237.1	134.9	93.0	86.4	85.1	83.8	83.8
22.5°	420.5	413.9	386.4	319.6	176.8	93.0	82.5	81.2	79.9	78.6	78.6
25°	436.2	425.7	391.6	276.4	116.6	79.9	77.3	76.0	73.3	72.0	72.0
27.5°	454.5	438.8	399.5	217.4	81.2	72.0	69.4	68.1	64.2	61.6	61.6
30°	478.1	458.4	403.4	158.5	68.1	62.9	60.3	57.6	52.4	49.8	49.8
32.5°	516.1	499.0	395.6	106.1	61.6	56.3	52.4	47.2	41.9	39.3	38.0
35°	564.5	541.0	368.1	74.7	55.0	49.8	43.2	36.7	32.7	31.4	31.4
37.5°	618.2	586.8	326.1	60.3	49.8	43.2	36.7	30.1	26.2	24.9	24.9
40°	694.2	645.7	268.5	52.4	43.2	36.7	30.1	24.9	22.3	21.0	21.0
42.5°	793.8	720.4	203.0	48.5	39.3	31.4	24.9	21.0	18.3	17.0	17.0
45°	905.1	799.0	148.0	43.2	34.1	26.2	19.6	17.0	14.4	13.1	13.1
47.5°	1016.4	855.3	102.2	39.3	28.8	22.3	17.0	13.1	10.5	10.5	9.2
50°	1113.3	885.4	73.3	34.1	26.2	18.3	13.1	10.5	9.2	7.9	7.9
52.5°	1198.5	898.5	56.3	30.1	22.3	15.7	10.5	9.2	7.9	7.9	7.9
55°	1270.5	888.1	44.5	26.2	19.6	13.1	9.2	7.9	6.5	6.5	6.5
57.5°	1341.3	856.6	35.4	22.3	15.7	9.2	7.9	6.5	5.2	5.2	5.2
60°	1377.9	816.0	28.8	18.3	13.1	7.9	6.5	5.2	5.2	3.9	3.9
62.5°	1353.0	733.5	23.6	15.7	9.2	6.5	5.2	3.9	3.9	2.6	2.6
65°	1269.2	628.7	18.3	11.8	6.5	5.2	3.9	3.9	2.6	1.3	1.3
67.5°	1070.1	492.5	14.4	9.2	5.2	3.9	2.6	2.6	1.3	0.0	0.0
70°	764.9	324.8	11.8	6.5	3.9	3.9	2.6	1.3	0.0	0.0	0.0
72.5°	441.4	157.2	9.2	3.9	2.6	2.6	1.3	1.3	0.0	0.0	0.0
75°	165.0	55.0	7.9	3.9	2.6	1.3	1.3	1.3	0.0	0.0	0.0
77.5°	55.0	22.3	6.5	5.2	3.9	1.3	1.3	0.0	0.0	0.0	0.0
80°	17.0	10.5	2.6	2.6	2.6	2.6	1.3	0.0	0.0	0.0	0.0
82.5°	9.2	5.2	1.3	1.3	1.3	1.3	0.0	0.0	0.0	0.0	0.0
85°	3.9	2.6	1.3	1.3	1.3	0.0	0.0	0.0	0.0	0.0	0.0
87.5°	1.3	1.3	1.3	1.3	1.3	1.3	0.0	0.0	0.0	0.0	0.0
90°	0.0	0.0	0.0	0.0	0.0	0.0	0.0	0.0	0.0	0.0	0.0

LM-79-2019: Approved Method: Electrical and Photometric Measurements of Solid-State Lighting Products

Report Prepared for

Cooper Lighting Solutions

MCGRAW EDISON

Report Number: SP1-2408-195-9

Test Date: 08/07/2024

Luminaire Tested: GALN-SB1A-830-U-5WQ

Data in this report applies to families of products including GALN-SB1A-830-U-5WQ.

Test Information

Test Method: LM-79-2019
 Report Number: SP1-2408-195-9
 Test Lab: COOPER LIGHTING SOLUTIONS
 Photometer: SP1 - 76IN SPHERE
 Measurement Geometry: 4π
 Issue Date: 08/07/2024
 Manufacturer: COOPER LIGHTING SOLUTIONS
 Product Line: MCGRAW EDISON
 Catalog Number: **GALN-SB1A-830-U-5WQ**
 Description: GALLEON AREA AND ROADWAY LUMINAIRE. (1) 80 CRI, 3000K, 350MA HIGH DENSITY LIGHTSQUARE WITH 26 LEDS AND TYPE V WIDE OPTICS

Spectral Parameters

CCT (K): 3050
 CIE u': 0.2476
 CIE v': 0.5251
 Duv: 0.0034
 CIE x: 0.4383
 CIE y: 0.4131
 CIE z: 0.1487
 Peak Wavelength (nm): 603
 Dominant Wavelength (nm): 581
 Purity: 55.55201
 Rf: 81.5
 Rg: 99.2

CRI (Ra):	81.0		
R1:	79.6	R9:	7.1
R2:	85.6	R10:	67.0
R3:	92.0	R11:	82.7
R4:	82.6	R12:	63.2
R5:	78.9	R13:	80.3
R6:	81.7	R14:	95.0
R7:	85.2	R15:	71.7
R8:	62.0		



Test Conditions

Stabilization Time: 20M
 Operation Time: 1H 20M
 Sphere Temperature (°C): 24.2

REPORT NUMBER: SP1-2408-195-9

Measurement and Test Equipment			
Instrument	Identification Number	Calibration Date	Calibration Due Date
Photometer	IN0058	6/18/2024	12/18/2024
Power Meter	INXT2011004	2/8/2024	2/8/2025
AC Power Source	IN0063	10/24/2023	10/24/2024
DC Power Source	IN0208	10/24/2023	10/24/2024
Sphere Thermometer	IN0085	10/24/2023	10/24/2024
Room Thermometer	IN0046	10/24/2023	10/24/2024

REPORT NUMBER: SP1-2408-195-9

CIE 1931 Chromaticity Diagram



CIE 1931 Chromaticity Diagram with 2017 ANSI 7-Step and 4-Step Quadrangles



Point lies inside the ANSI 3000K 4-step quadrangle

REPORT NUMBER: SP1-2408-195-9

Photopic Flux vs. Wavelength



Photopic Lumens: NR

λ (nm)	Power W [^] /nm	Lumens (ϕ /nm)	λ (nm)	Power W [^] /nm	Lumens (ϕ /nm)	λ (nm)	Power W [^] /nm	Lumens (ϕ /nm)	λ (nm)	Power W [^] /nm	Lumens (ϕ /nm)	λ (nm)	Power W [^] /nm	Lumens (ϕ /nm)
360	0	NR	490	168	NR	620	940	NR	750	35	NR	880	1	NR
365	0	NR	495	233	NR	625	897	NR	755	30	NR	885	1	NR
370	0	NR	500	300	NR	630	847	NR	760	26	NR	890	1	NR
375	0	NR	505	372	NR	635	790	NR	765	22	NR	895	1	NR
380	0	NR	510	430	NR	640	730	NR	770	19	NR	900	1	NR
385	0	NR	515	483	NR	645	668	NR	775	16	NR	905	1	NR
390	0	NR	520	524	NR	650	605	NR	780	14	NR	910	0	NR
395	2	NR	525	555	NR	655	545	NR	785	12	NR	915	0	NR
400	4	NR	530	581	NR	660	485	NR	790	10	NR	920	0	NR
405	7	NR	535	604	NR	665	430	NR	795	9	NR	925	0	NR
410	17	NR	540	623	NR	670	378	NR	800	8	NR	930	0	NR
415	34	NR	545	645	NR	675	331	NR	805	7	NR	935	0	NR
420	68	NR	550	667	NR	680	290	NR	810	6	NR	940	0	NR
425	128	NR	555	693	NR	685	251	NR	815	5	NR	945	0	NR
430	214	NR	560	719	NR	690	218	NR	820	4	NR	950	0	NR
435	339	NR	565	754	NR	695	188	NR	825	4	NR	955	0	NR
440	507	NR	570	791	NR	700	162	NR	830	3	NR	960	0	NR
445	573	NR	575	830	NR	705	139	NR	835	3	NR	965	0	NR
450	356	NR	580	873	NR	710	119	NR	840	3	NR	970	0	NR
455	217	NR	585	913	NR	715	102	NR	845	2	NR	975	0	NR
460	168	NR	590	948	NR	720	88	NR	850	2	NR	980	0	NR
465	113	NR	595	974	NR	725	76	NR	855	2	NR	985	0	NR
470	85	NR	600	994	NR	730	65	NR	860	1	NR	990	0	NR
475	85	NR	605	998	NR	735	55	NR	865	1	NR	995	0	NR
480	94	NR	610	994	NR	740	47	NR	870	1	NR	1000	0	NR
485	120	NR	615	973	NR	745	41	NR	875	1	NR			

REPORT NUMBER: SP1-2408-195-9

Scotopic Flux vs. Wavelength



Scotopic Lumens: NR

S/P: 1.27

λ (nm)	Power W [^] /nm	Lumens (ϕ /nm)	λ (nm)	Power W [^] /nm	Lumens (ϕ /nm)	λ (nm)	Power W [^] /nm	Lumens (ϕ /nm)	λ (nm)	Power W [^] /nm	Lumens (ϕ /nm)	λ (nm)	Power W [^] /nm	Lumens (ϕ /nm)
360	0	NR	490	168	NR	620	940	NR	750	35	NR	880	1	NR
365	0	NR	495	233	NR	625	897	NR	755	30	NR	885	1	NR
370	0	NR	500	300	NR	630	847	NR	760	26	NR	890	1	NR
375	0	NR	505	372	NR	635	790	NR	765	22	NR	895	1	NR
380	0	NR	510	430	NR	640	730	NR	770	19	NR	900	1	NR
385	0	NR	515	483	NR	645	668	NR	775	16	NR	905	1	NR
390	0	NR	520	524	NR	650	605	NR	780	14	NR	910	0	NR
395	2	NR	525	555	NR	655	545	NR	785	12	NR	915	0	NR
400	4	NR	530	581	NR	660	485	NR	790	10	NR	920	0	NR
405	7	NR	535	604	NR	665	430	NR	795	9	NR	925	0	NR
410	17	NR	540	623	NR	670	378	NR	800	8	NR	930	0	NR
415	34	NR	545	645	NR	675	331	NR	805	7	NR	935	0	NR
420	68	NR	550	667	NR	680	290	NR	810	6	NR	940	0	NR
425	128	NR	555	693	NR	685	251	NR	815	5	NR	945	0	NR
430	214	NR	560	719	NR	690	218	NR	820	4	NR	950	0	NR
435	339	NR	565	754	NR	695	188	NR	825	4	NR	955	0	NR
440	507	NR	570	791	NR	700	162	NR	830	3	NR	960	0	NR
445	573	NR	575	830	NR	705	139	NR	835	3	NR	965	0	NR
450	356	NR	580	873	NR	710	119	NR	840	3	NR	970	0	NR
455	217	NR	585	913	NR	715	102	NR	845	2	NR	975	0	NR
460	168	NR	590	948	NR	720	88	NR	850	2	NR	980	0	NR
465	113	NR	595	974	NR	725	76	NR	855	2	NR	985	0	NR
470	85	NR	600	994	NR	730	65	NR	860	1	NR	990	0	NR
475	85	NR	605	998	NR	735	55	NR	865	1	NR	995	0	NR
480	94	NR	610	994	NR	740	47	NR	870	1	NR	1000	0	NR
485	120	NR	615	973	NR	745	41	NR	875	1	NR			

REPORT NUMBER: SP1-2408-195-9

Melanopic Flux vs. Wavelength



Melanopic Lumens: NR

M/P: 2.32

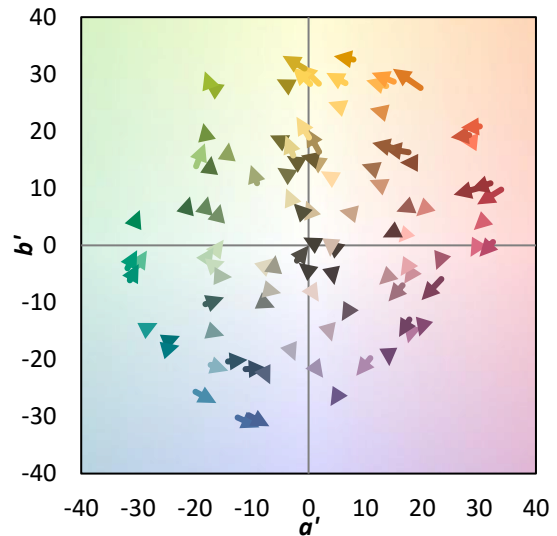
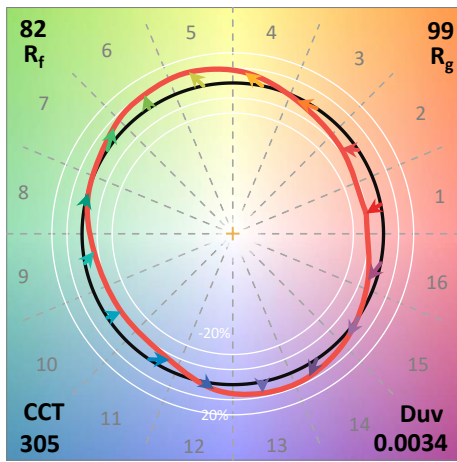
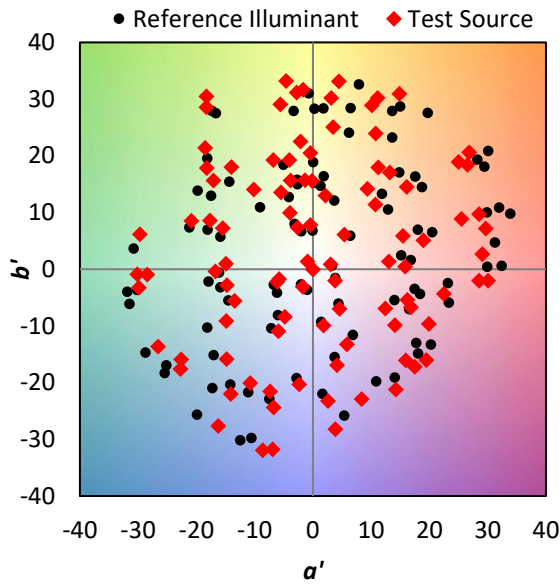
λ (nm)	Power W [^] /nm	Lumens (φ/nm)	λ (nm)	Power W [^] /nm	Lumens (φ/nm)	λ (nm)	Power W [^] /nm	Lumens (φ/nm)	λ (nm)	Power W [^] /nm	Lumens (φ/nm)	λ (nm)	Power W [^] /nm	Lumens (φ/nm)
360	0	NR	490	168	NR	620	940	NR	750	35	NR	880	1	NR
365	0	NR	495	233	NR	625	897	NR	755	30	NR	885	1	NR
370	0	NR	500	300	NR	630	847	NR	760	26	NR	890	1	NR
375	0	NR	505	372	NR	635	790	NR	765	22	NR	895	1	NR
380	0	NR	510	430	NR	640	730	NR	770	19	NR	900	1	NR
385	0	NR	515	483	NR	645	668	NR	775	16	NR	905	1	NR
390	0	NR	520	524	NR	650	605	NR	780	14	NR	910	0	NR
395	2	NR	525	555	NR	655	545	NR	785	12	NR	915	0	NR
400	4	NR	530	581	NR	660	485	NR	790	10	NR	920	0	NR
405	7	NR	535	604	NR	665	430	NR	795	9	NR	925	0	NR
410	17	NR	540	623	NR	670	378	NR	800	8	NR	930	0	NR
415	34	NR	545	645	NR	675	331	NR	805	7	NR	935	0	NR
420	68	NR	550	667	NR	680	290	NR	810	6	NR	940	0	NR
425	128	NR	555	693	NR	685	251	NR	815	5	NR	945	0	NR
430	214	NR	560	719	NR	690	218	NR	820	4	NR	950	0	NR
435	339	NR	565	754	NR	695	188	NR	825	4	NR	955	0	NR
440	507	NR	570	791	NR	700	162	NR	830	3	NR	960	0	NR
445	573	NR	575	830	NR	705	139	NR	835	3	NR	965	0	NR
450	356	NR	580	873	NR	710	119	NR	840	3	NR	970	0	NR
455	217	NR	585	913	NR	715	102	NR	845	2	NR	975	0	NR
460	168	NR	590	948	NR	720	88	NR	850	2	NR	980	0	NR
465	113	NR	595	974	NR	725	76	NR	855	2	NR	985	0	NR
470	85	NR	600	994	NR	730	65	NR	860	1	NR	990	0	NR
475	85	NR	605	998	NR	735	55	NR	865	1	NR	995	0	NR
480	94	NR	610	994	NR	740	47	NR	870	1	NR	1000	0	NR
485	120	NR	615	973	NR	745	41	NR	875	1	NR			

Summary

$R_f = 81.5$
 $R_g = 99.2$
 $CIE R_a = 81.0$
 $R_9 = 7.1$



Color Vector Graphics



Individual Sample Fidelity Index ($R_{f,i}$)

CES01 = 86	CES26 = 74	CES51 = 89	CES76 = 70
CES02 = 63	CES27 = 88	CES52 = 92	CES77 = 86
CES03 = 31	CES28 = 89	CES53 = 81	CES78 = 72
CES04 = 70	CES29 = 67	CES54 = 87	CES79 = 90
CES05 = 50	CES30 = 68	CES55 = 85	CES80 = 88
CES06 = 51	CES31 = 71	CES56 = 78	CES81 = 78
CES07 = 42	CES32 = 70	CES57 = 76	CES82 = 95
CES08 = 41	CES33 = 71	CES58 = 78	CES83 = 90
CES09 = 29	CES34 = 82	CES59 = 92	CES84 = 94
CES10 = 76	CES35 = 90	CES60 = 95	CES85 = 86
CES11 = 59	CES36 = 93	CES61 = 93	CES86 = 72
CES12 = 65	CES37 = 87	CES62 = 83	CES87 = 85
CES13 = 43	CES38 = 75	CES63 = 77	CES88 = 83
CES14 = 74	CES39 = 94	CES64 = 83	CES89 = 75
CES15 = 71	CES40 = 89	CES65 = 77	CES90 = 81
CES16 = 47	CES41 = 85	CES66 = 80	CES91 = 96
CES17 = 50	CES42 = 86	CES67 = 79	CES92 = 73
CES18 = 56	CES43 = 81	CES68 = 84	CES93 = 84
CES19 = 72	CES44 = 99	CES69 = 91	CES94 = 64
CES20 = 66	CES45 = 87	CES70 = 78	CES95 = 80
CES21 = 87	CES46 = 82	CES71 = 76	CES96 = 84
CES22 = 79	CES47 = 77	CES72 = 92	CES97 = 87
CES23 = 92	CES48 = 71	CES73 = 71	CES98 = 81
CES24 = 91	CES49 = 81	CES74 = 93	CES99 = 74
CES25 = 72	CES50 = 89	CES75 = 74	



Color Rendition by Hue-Angle Bin



Measure Comparisons



(END OF REPORT)